

Midline

Positioning Wheelchair

POSITIONING
BRODA®




Full tilt and recline functionality provides superior positioning



Adjustable seat surface height adapts the Midline to support users at multiple care levels



Tilt-in-space enhances comfort




Comfort Tension Seating® increases support as well as sitting tolerance

Patient, Facility, & Caregiver Benefits


- Increases quality of life and engagement with surroundings
- Allows for easy maneuverability and safe patient adjustments
- Reduces risk of injury and falls with supportive stable positioning

Enhanced positioning with refined features

UPHOLSTERY OPTIONS



RENAISSANCE
CHARCOAL




RENAISSANCE
BURGUNDY



SILVERTEX
SAPPHIRE

FRAME OPTIONS



BLACK



HAMMER
GREY


OPTIONAL ACCESSORIES



Foot Box



O² Holder



Lateral Support



Half Tray



Tray

SPECIFICATIONS

Degrees of Tilt	Up to 38°
Recline	Up to 90° (Trendelenburg capable)
Weight Capacity	up to 350 lbs. (114 kg)
Seat Widths	16", 18", 20", 22", 24", 26", 28" (40cm, 45cm, 50cm, 55cm, 61cm, 66cm, 71cm)
Seat Depths	15.5", 17", 18.5", 20" (39cm, 43cm, 45cm, 58cm)
Floor-to-Seat Heights	Adjustable 17", 18", 19", 20", 21", 22" (43cm - 55cm)
Wheels	5" Front Casters: Total Lock (12.5cm) 5" Rear Casters: Directional or Total Lock (20cm)
Lifetime Warranty Frame	10 years on 16 Gauge tubular steel frame
Pressure-Reducing Seat & Backrest	Integrated with Comfort Tension Seating®
Standard Padding	Neckrest, shoulder bolsters, upper and lower side pads, seat and back pad, calf and sole pad



Making A Difference®

Contact Us

Hours of Operation:

Monday – Friday 07:00 AM – 10:00 PM CST

Contact Information:

Local Phone: 251.344.7988

Toll-Free Phone: 800.553.1783

Local Fax: 251.343.5587

Toll-Free Fax: 800.488.8543

Email: retail@carlislemedical.com

Mailing Address:

P.O. Box 9814

Mobile, AL 36691

Physical Address:

501 Boulevard Park East

Mobile, AL 36609